

Hawaiian Adult Ice Hockey
2008 Winter/Spring Season
Oct. 12, 2008 – April 16, 2009

The last season I skated with the:

'A' Division 'B' Division 'C' /Class

New Player
 Returning Player
 Information Change/Correction

Please print legibly:

Name _____ Phone – Hm. _____

Address _____ Phone – Cell _____

City _____ Zip _____ DOB ____ / ____ / ____

Email Address _____

Emergency Info: Contact Person _____ Phone Number _____

Playing Position: Goalie Right Wing Center Left Wing
 Right Defense Left Defense

Are you a member in the Armed Forces? _____ If yes which branch? _____

Highest Level of Hockey Played? _____ Where? _____

Brief history of your past playing experience: _____

If you played in our league before, what is your jersey #? _____

Payment info:

League fees: 20 games x \$16.00 + tax = \$335.00





ISI Hockey Dues: \$25.00 Please register on line at www.skateisi.org to register and pay.
Then print out your payment form. Attach a copy of your payment to this form when registering.

League Jersey: 40.00 + tax (41.88) Jersey # _____
Hawaiian Hockey League Jerseys are required to be used for all league games.

Enclosed is my payment:

Check in the amount of \$335.00

Please charge my credit card \$ 335.00.

| | | | | | | |
|----------------------------|-------------|--|--|--|---|---|
| Please charge my : | | <input type="checkbox"/>  | <input type="checkbox"/>  | <input type="checkbox"/>  | <input type="checkbox"/>  | Total: _____ |
| | | | | | | (Fees are not tax deductible as a donation) |
| Card # _____ | Exp. _____ | Date _____ | Cardholder _____ | (Please Print) | | |
| Cardholder Signature _____ | Phone _____ | | | | | |